

cea
capa

EDUCATION
ABROAD

Housing Orientation Summer 2026

Aparthotel



With Whom Should I Speak About Housing?

Ikram El Kamch (she/her)
Housing Coordinator



Student Life Office
– Ground Floor



Heather Grigsby (she/her)
Program Manager

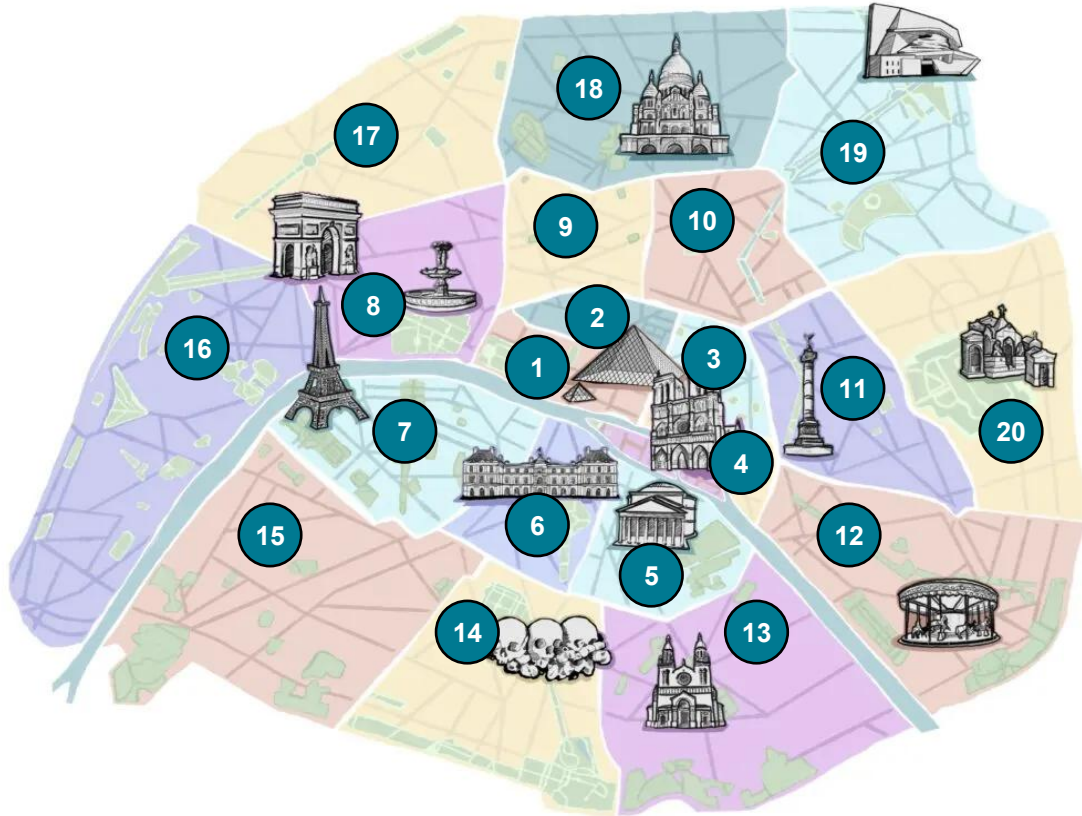


Door to the Right of Staircase
– Upper Level



parishousing@ceacapa.com

Let's Talk Paris! Sharing Your First Night



Première Nuit à Paris – First Night in Paris

- **Do you know where your housing is in Paris?**
- How was your first night? Any memorable experiences or challenges so far?
- What's the **first thing you noticed** about your housing that **was different** from what you expected?
- Have you had any **interesting encounters** with neighbors or locals since arriving here?
- Have you discovered any **nearby shops, cafes, or markets** that you're excited to explore further?

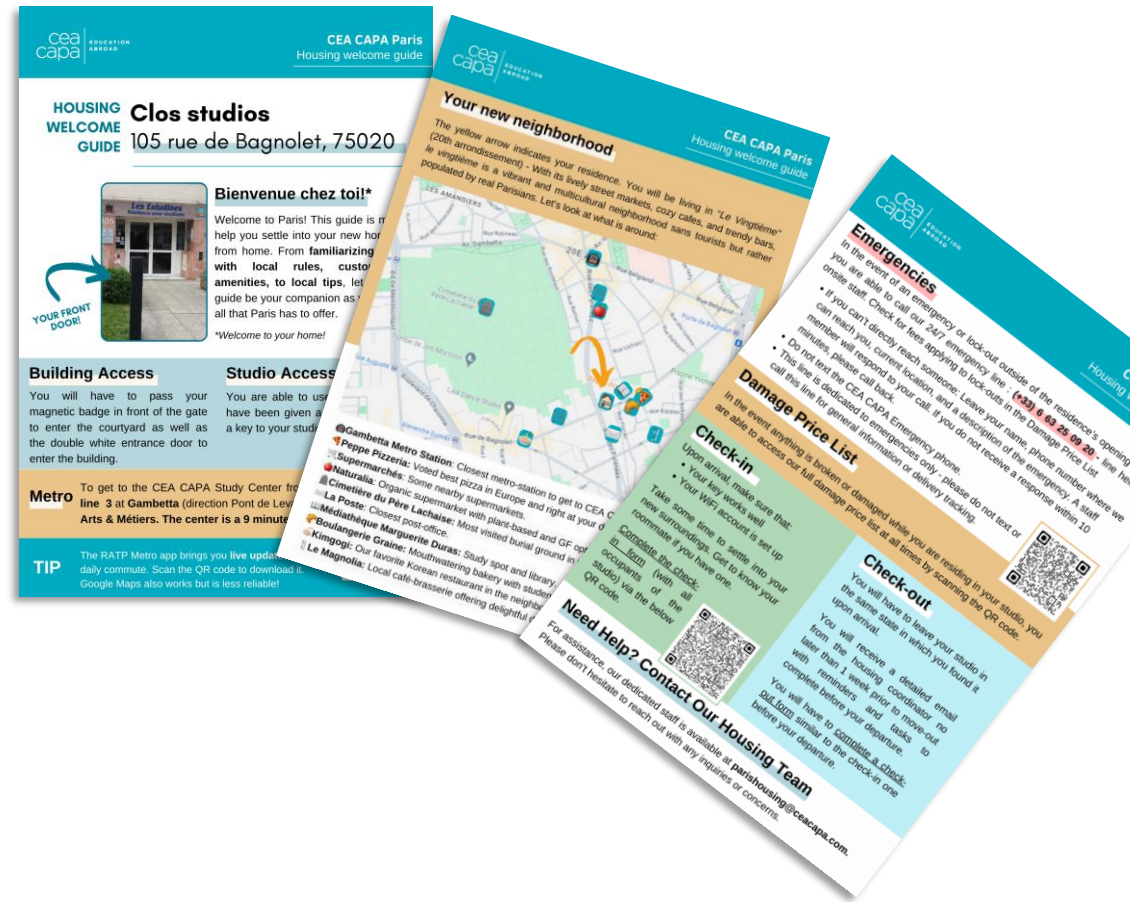
Your Housing Welcome Guide

👁️ Find your full housing guide on the

Paris Hub


<https://www.paris-hub.fr/>

- Useful resource regarding your housing
- Local spots in your neighborhood
- Useful info about our study center and deliveries
- Local housing rules and tips to be a good neighbor
- Where to get housing supplies?
- Housing Emergencies - Dos and Don'ts
- Damage Price List
- Check-in and Check-out Info



L'électricité En France

The electrical systems in France and the USA differ in terms of voltage, frequency, and plug types. Electricity in France runs on 220/240 volts instead of 110/120 volts like in the USA.



Use adaptors only



Most computers and cameras have internal converters



Do not use non-EU products

⚠ The usage of electrical appliances outside of their specific voltage ranges can be hazardous ⚠
(overheating, damage to your device and to the building and potential fire hazards)



Using electricity and water

Help us save the planet!



- Short showers
- Leave lights off when you leave
- Turn off heaters/fans when you are leaving for the weekend / a long time
- Turn off water rather than letting it run
- You can drink tap water in Paris. Don't drink « Eau non potable »

Something broken, an issue in your room?

1. Talk to your aparthotel reception
(open 24/7)

2. Then, submit a Maintenance Request!

- Some are urgent: hazards, gas or smoke smell, no toilet, intruder



- Some are less urgent: WiFi outage, fridge light out, something broken or dysfunctional



Microsoft Form – Simple & Fast:

- 1 Fill-out the form with details and hit submit!
- 2 Don't forget to respond to the confirmation email with pictures/videos!
- 3 A staff member will email you back with an update.



We will treat your requests during business days and opening hours of the CEA CAPA Paris center.

Plomberie - Plumbing

💧 Tips to prevent plumbing issues

- **Mind What Goes Down the Drain:** **No garbage disposal**, be extra cautious about what you put down the drain. Avoid putting food scraps, oils, or large amounts of solids down the sink.
- **Prevent Clogs:** Use **drain covers** to catch hair and debris in sinks, showers, and bathtubs. This simple step can prevent clogs and save you from plumbing issues.
- **Don't Flush Anything But Toilet Paper:** Avoid flushing items like wipes, cotton pads, or sanitary products, as they can cause blockages.
- **Maintain Toilet Cleanliness:** Clean toilet regularly to prevent buildup and stains : look for “Gel WC” in supermarkets, you can also put a ”bloc WC” in your toilet.



Chaleur

Heat

Tips to keep cool



- **Air Your Housing:** Open windows and doors in the early mornings and evenings when the outside temperature is lower.
- **Use Window Coverings:** Keep curtains, blinds, or shutters closed during the day to block out direct sunlight.
- **Invest in or Borrow Fans:** While Parisian apartments typically don't have air conditioning, you are able to borrow fans from our center. If we don't have any left, you might have to invest in one.
- **Stay Hydrated:** Drink plenty of water throughout the day to stay hydrated, especially during hot weather. Avoid excessive caffeine or alcohol, as they can contribute to dehydration.

Outside Visitors – When and Why?

Visiteurs

Visitors



1. **After a Maintenance Request:** Technicians will need to enter to repair the issue you reported.
2. **Receptionist or Residence Managers:** With our housing coordinator's prior approval, the receptionist or hotel manager can enter your housing for urgent needs, such as a leak requiring immediate repair.
3. **Routine Inspections:** On-site staff may conduct inspections of your housing.
4. **Site Visits:** We occasionally showcase our housing to U.S.-based partners.



We will notify you by email as soon as possible. The timing of the notification will depend on the urgency of the situation. **Make sure your email notifications on your phone are turned on.**

– Overnight Guests:
Please note that overnight guests* are not allowed in any CEA CAPA housing.

*What is an overnight guest – a few examples :

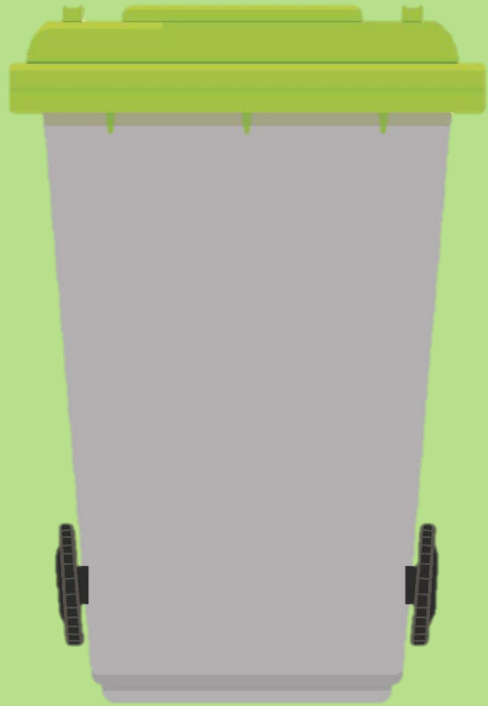
- A friend or family member who sleeps in your housing.
- A romantic partner who spends the night.
- A classmate who crashes at your place after a late-night study session.

Lessive

Laundry


- Locate the **laundry facility** in your building or the closest **laundromat**.
- **Cash or Credit Card?**
 - Most work with an app that you can download in the small laundry room. Also, take both card and cash. Know whether you have bank fees if you use a debit or credit card for laundry machines (if not, look into a laundry card if offered)
- **Do not leave your laundry unattended, collect it directly after it is washed and dry!**

Les poubelles à Paris et le tri sélectif



RUBBISH

Enclosed in trash bags




PLASTIC + METAL + PAPER

Empty, loose and clean



In buildings



In streets

GLASS

Empty and clean

Être un bon coloc!

Being a good roommate

Communication & Respect



Meal times?



Sound & noise



Coming home late?



Who is cleaning and when?



Use of the kitchen?



Morning schedules?
(Use of bathroom?)



Who can come and when?



What is common property? What is personal?

Be French about it: **Liberté** = freedom to do as you wish as long as it doesn't infringe on someone else's freedom to do as they wish.



Être un bon coloc!

Being a good roommate




Rockstar Roommate – How to be « un bon coloc »

- **Chores:** We all have different ideas of "clean." To avoid confusion, have a flat meeting to discuss cleaning expectations for common areas. Here are some things to consider:
 - **Frequency:** How often should common areas be cleaned (e.g., daily, weekly)?
 - **Responsibilities:** Divide chores like taking out the trash, cleaning common areas, or vacuuming. You can rotate tasks or assign them based on preferences.
 - **Cleaning Supplies:** Decide if you can split the cost of cleaning supplies.
- **Respectful Roomies:**
 - **Asking permission:** Before borrowing something, ask your roommate if it's okay.
 - **Communicate openly:** Talk openly about any concerns or issues you have and be willing to listen to theirs as well.
- **Teamwork Makes the Dream Work:** Regularly disinfect shared surfaces in the kitchen and bathroom. Consider creating a cleaning schedule together to ensure all tasks are covered fairly. There are many free online scheduling tools that can help!

Les poubelles, la moisissure et les punaises... oh punaise!

- Mold Prevention
- Furry Friend Prevention
- Bed Bug Prevention



- Air your room / bathroom ONCE a day for 10min
- Do not put luggage/bags or clothes used outside on your bed!
 - General cleanliness
 - Communicate with us!
- Take pictures or videos if you suspect anything

Bruit et vie nocturne

Noise and nightlife



- It is a law in France to **not make noise after 10 P.M.**
- Please respect the quiet time of roommates/neighbors.
- Be aware of your noise level, particularly in shared spaces like stairwells and common areas; lower your voices, especially during early mornings and evenings.

— **Parties:** You are not allowed to have parties in your student housing. Meet friends outside at a café, in a park, etc.

If you are asked to leave housing for behavioral reasons, CEA CAPA cannot place you in alternative housing.

Votre sécurité

Your Safety



- Door and codes
 - Keep Windows closed when you are not home
 - Close doors and BOLT the lock when you leave, and when you go to sleep.
- Keys
 - You are responsible for the keys issued to you upon arrival. Lost keys will be charged.
 - ALWAYS keep them with you in a safe place (not dangling from the key hole).

Votre sécurité

Lockouts



- First step: Get in touch with Residence staff or CEA CAPA Staff
- Check Damage Price List (last page of your housing welcome guide) for fees corresponding to lockouts and lost keys (lost keys are a \$100 fee automatically)
- If your safety is compromised (such as a middle of the night lockout with no place to stay for the night), call the Emergency Line
 - LOST PHYSICAL KEYS OR FOBS: FEES INCURRED TO REPLACE THEM.
 - STOLEN KEYS: REPORT THEFT TO THE POLICE. ONLY CHARGE IS FOR KEY REPLACEMENT.

SOS

CEA CAPA Emergency Phone – Outside of Office Hours



+33 6 63 25 09 20

Save it !

- 24/7 Emergency Line - held by onsite staff
- If you can't reach the on-duty staff directly, leave a voicemail with the following:
 - Your full name
 - A phone number where we can reach you
 - Your current location
 - A description of the emergency

– DO NOT text the Emergency line
– Line for emergencies ONLY – DO NOT text or call for general enquiries or delivery tracking

Votre Sécurité

Housing Emergency

Votre sécurité

Incendies – Domestic fires

Instructions and Awareness

Look for these instructions posted in your aparthotel hallway & entry



QUE FAIRE EN CAS D'INCENDIE ?



Les consignes incendie pour ne pas se mettre en danger.

SI LE FEU SE DÉCLARE À VOTRE DOMICILE ET QUE VOUS NE POUVEZ PAS L'ÉTEINDRE



N'empruntez pas l'ascenseur pour sortir du bâtiment.



Alertez les occupants de la maison ou de l'immeuble.



Évacuez votre appartement.



Fermez la porte derrière vous sans la verrouiller.



Ramper sous la fumée et rester près du sol jusqu'à un lieu sûr si la pièce est remplie de fumée.



Appelez les pompiers (18 ou 112 sur le portable) et attendez qu'ils vous autorisent à raccrocher avant de le faire.

SI LE FEU EST À L'EXTÉRIEUR DE VOTRE APPARTEMENT

N'empruntez pas l'escalier en cas de présence de fumée.



Calfeutrez-vous alors dans votre domicile.



Renforcer l'étanchéité de la porte d'entrée avec des linges humides ainsi qu'en l'humidifiant sur toute sa surface.



DIRECTION GÉNÉRALE DE LA SÉCURITÉ CIVILE ET DE LA GESTION DES CRISES

Need some
housing
equipment?

Borrow some
from us!




Feel free to ask for specific items, we might have them stored elsewhere!

- Fans are located on the first floor on the right – take one and scan the borrowing form QR code!
- Equipment is lent to you for the duration of your program, so please take good care of it!
- You will need to return the items a few days before your Program End date. You will receive a reminder from us about that!

Last thing before you go...

Post-Arrival Evaluation



Scan here!

Questions?

If you have any questions or concerns during your program regarding your housing, please contact your housing coordinator Ikram El Kamch or a member of staff at parishousing@ceacapa.com.



ADRESSE

CEA CAPA PARIS

6 rue de Braque, 75003 Paris

EMAIL

parishousing@ceacapa.com