

cea  
capa

EDUCATION  
ABROAD

# Housing Orientation

FAMILLES D'ACCUEIL



# Let's Chat: First Impressions of Your Families

- How was your first night with your host family?
- Did you have any difficulties communicating with your host family? Were there any language barriers or misunderstandings?
- How was the food? Did you try any new dishes?
- Were there any cultural differences that you noticed during your first night with your host family?
- Is there anything you'd like to share or discuss about your experience with your host family so far?



# With Whom Should I Speak About Housing?

Ikram El Kamch (she/her)

Housing Coordinator



Student Life Office  
– Ground Floor



Heather Grigsby (she/her)

Program Manager



Door to the Right of Staircase  
– Upper Level



[parishousing@ceacapa.com](mailto:parishousing@ceacapa.com)

# Les familles d'accueil, ça ressemble à quoi?

- Located throughout the various arrondissements in Paris.
- A cultural and linguistic experience through immersion.
- Unique insight into the French way of living.
- Some homestays consist of a two-parent household, while others may be single or retired parents whose children have grown up and moved out. All the families are different. Enjoy your experience, don't compare!
- All families enjoy having students live with them and sharing their culture.

# L'adaptation, c'est comme le jetlag, ça prend un peu de temps!

The time for adaptation may take a bit longer in a homestay due to the simple fact that you may feel like a guest in what is meant to be your home abroad.

Being a guest

Communication with your family is key in order to understand the house rules, guidelines and expectations... and ultimately feel at home.

Communication

# L'adaptation

Important conversations to have with your families



Meal times?



Use of telephone?



Laundry scheduling?



Coming home late?



Use of the kitchen?



Morning schedules?  
(Use of bathroom?)



Changing your bed linens/towels?



Traveling?


# Votre sécurité



- Door and codes
  - The code for the main door as well as all other doors in the building vary depending on your homestay and are put in place as a security measure.
  - The codes to your building are not to be shared with non-residents
- Keys
  - You will have your own set of keys to come and go as you please.
  - You are responsible for the keys issued to you upon arrival. Lost keys will be chargeable.

# L'électricité En France

The electrical systems in France and the USA differ in terms of voltage, frequency, and plug types. Electricity in France runs on 220/240 volts instead of 110/120 volts like in the USA.



Use adaptors only



Most computers and cameras have internal converters



Do not use non-EU products

**⚠ The usage of electrical appliances outside of their specific voltage ranges can be hazardous ⚠**  
(overheating, damage to your device and to the building and potential fire hazards)




# Using electricity and water

Turn Off, Save On!



- Short showers
- Leave lights off when you leave
- Turn off heaters when you are leaving for the weekend / a long time
- Turn off water rather than letting it run
- You can drink tap water in Paris (not river water, only drinking fountain water outside) Don't drink « Eau non potable »

# Cuisine, Salle de bains, Machine à laver



You are welcome to use the kitchen, bathroom and common areas of your homestay.

**Please note that your family may prefer that you not use the kitchen at certain time of the day.**

(This is a discussion that should be had with your family to set parameters that are clear to everyone.)



One load of laundry per week is included in your homestay. Anything above one load should be done at a laundromat.

Please note that your family may prefer that you not use the dryer and offer you to use racks

# La chambre, le linge de lit



All bed linens are supplied by your host family. Make sure you ask your host about the changing schedule.



Towels are provided and will be washed at the same time as the bed linens.

# Repas

Daily French breakfast (+1; 2; 3 dinners)  
a week with your homestay.

If you cannot make it, be sure to give your family  
48 hours notice.

Be sure to talk to your family about any dietary needs  
or allergies you may have.

# WiFi



Do you have a stable WiFi in your room?  
If not, let us know!

WiFi here at the study center:  
WiFi : PRS Student WiFi ; Password : studyabroad

# La plomberie à Paris

Since plumbing may have been installed in your building AFTER the building was constructed, plumbing in Paris can be a bit *fragile*....

Tips to  
prevent  
clogs:



Make sure that no hair or food go down the drains



Keep hair/food catcher installed in drains and empty them regularly.



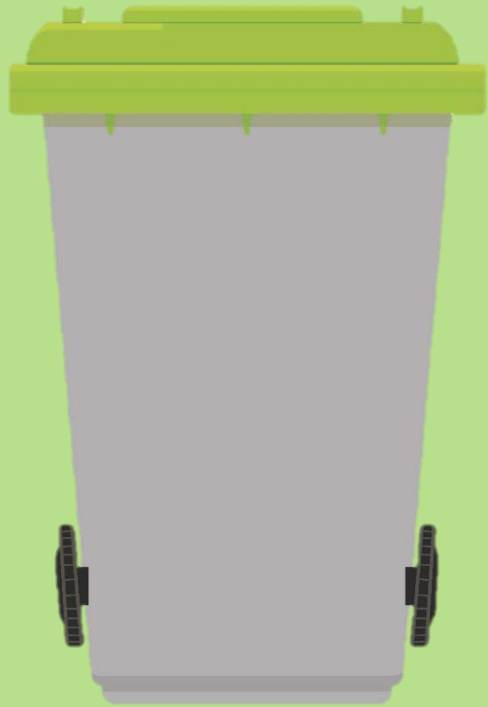
Only flush toilet paper – be very cautious of what goes down the toilet.



Know the difference between a TOILET and a BIDET




# Les poubelles à Paris et le tri sélectif



**RUBBISH**

*Enclosed in trash bags*




**PLASTIC + METAL + PAPER**

*Empty, loose and clean*



In buildings

In streets



**GLASS**

*Empty and clean*

# Les poubelles, la moisissure et les punaises... oh punaise!

- Mold Prevention
- Furry Friend Prevention
- Bed Bug Prevention



- Air your room / bathroom ONCE a day
- Do not put luggage/bags or clothes used outside on your bed!
- General cleanliness
- Communicate with us!
- Take pictures or videos if you suspect anything

# Sorties et vie nocturne



- There is no curfew at your homestay. However, to avoid being disruptive, **please do not make noise when entering after 10 p.m. and avoid taking showers after 11 p.m. or as discussed with your hosts.**
- It is a law in France to **not make noise after 10 p.m.** Please respect the quiet time of your host family and neighbors.
- Please talk to your host family about what they think is acceptable—taking into account you have different schedules, they may have to get up for work early or may have young children.

# Votre sécurité

Your Safety



- Door and codes
  - Keep Windows closed when you are not home
  - Close doors and BOLT the lock when you leave, and when you go to sleep.
- Keys
  - You should have keys (fobs, passes)
  - You are responsible for the keys issued to you upon arrival. Lost keys will be charged.
  - ALWAYS keep them with you in a safe place (not dangling from the key hole).

# Votre sécurité

## Lockouts



- First step: Contact your homestay
- Check Damage Price List (last page of your housing welcome guide) for fees corresponding to lockouts
- If your safety is compromised, call the Emergency Line
  - LOST PHYSICAL KEYS OR FOBS: FEES INCURRED TO REPLACE THEM.
  - STOLEN KEYS: REPORT THEFT TO THE POLICE. ONLY CHARGE IS FOR KEY REPLACEMENT.

# Votre sécurité

Incendies – Domestic fires

Instructions and Awareness



## QUE FAIRE EN CAS D'INCENDIE ?



Les consignes incendie pour ne pas se mettre en danger.

SI LE FEU SE DÉCLARE À VOTRE DOMICILE ET QUE VOUS NE POUVEZ PAS L'ÉTEINDRE



N'empruntez pas l'ascenseur pour sortir du bâtiment.



Alertez les occupants de la maison ou de l'immeuble.



Évacuez votre appartement.



Fermez la porte derrière vous sans la verrouiller.



Ramper sous la fumée et rester près du sol jusqu'à un lieu sûr si la pièce est remplie de fumée.



Appelez les pompiers (18 ou 112 sur le portable) et attendez qu'ils vous autorisent à raccrocher avant de le faire.

SI LE FEU EST À L'EXTÉRIEUR DE VOTRE APPARTEMENT

N'empruntez pas l'escalier en cas de présence de fumée.



Calfeutrez-vous alors dans votre domicile.



Renforcer l'étanchéité de la porte d'entrée avec des linges humides ainsi qu'en l'humidifiant sur toute sa surface.



DIRECTION GÉNÉRALE DE LA SÉCURITÉ CIVILE ET DE LA GESTION DES CRISES

DGSCGC/Communication, Infographie : Bruno Lemaître/Sécurité civile, Février 2019.

# Votre Sécurité

Housing Emergency

## CEA CAPA Emergency Phone – Outside of Office Hours



**+33 6 63 25 09 20**


Save it !

- 24/7 Emergency Line - held by onsite staff
- If you can't reach the on-duty staff directly, leave a voicemail with the following:
  - Your full name
  - A phone number where we can reach you
  - Your current location
  - A description of the emergency

**— DO NOT text the Emergency line**  
**— Line for emergencies ONLY – DO NOT text or call for general enquiries or delivery tracking please**

# Last thing before you go...

## Post-Arrival Evaluation



**Scan here!**

# Questions?

If you have any questions or concerns during your program regarding your housing, please contact your housing coordinator François Mahé or a member of staff at [parishousing@ceacapa.com](mailto:parishousing@ceacapa.com).



## ADRESSE

CEA CAPA PARIS

6 rue de Braque, 75003 Paris

## EMAIL

[parishousing@ceacapa.com](mailto:parishousing@ceacapa.com)